



APRIL 30, 2025

ANNUAL
SHAREHOLDER
REPORT

RETAIL CLASS: SFGRX

Fund Overview

This annual shareholder report contains important information about the Seafarer Overseas Growth and Income Fund - Retail Class for the period of August 30, 2024 to April 30, 2025.

You can find additional information about the Fund at www.seafarerfunds.com/literature. You can also request this information by contacting us at 855-732-9220 or seafarerfunds@alpsinc.com.

This report describes changes to the Fund that occurred during the reporting period.

Seafarer Overseas Growth and Income Fund

What were the Fund's costs for the last year?

(based on a hypothetical \$10,000 investment)

Class Name	Cost of a \$10,000 Investment	Cost Paid as a Percentage of a \$10,000 Investment
Seafarer Overseas Growth and Income Fund - Retail Class	\$78	1.17%

Cost represents eight months of activity (inception date August 30, 2024). The cost for a 12-month period would be higher.

How did the Fund perform over the last 12 months?

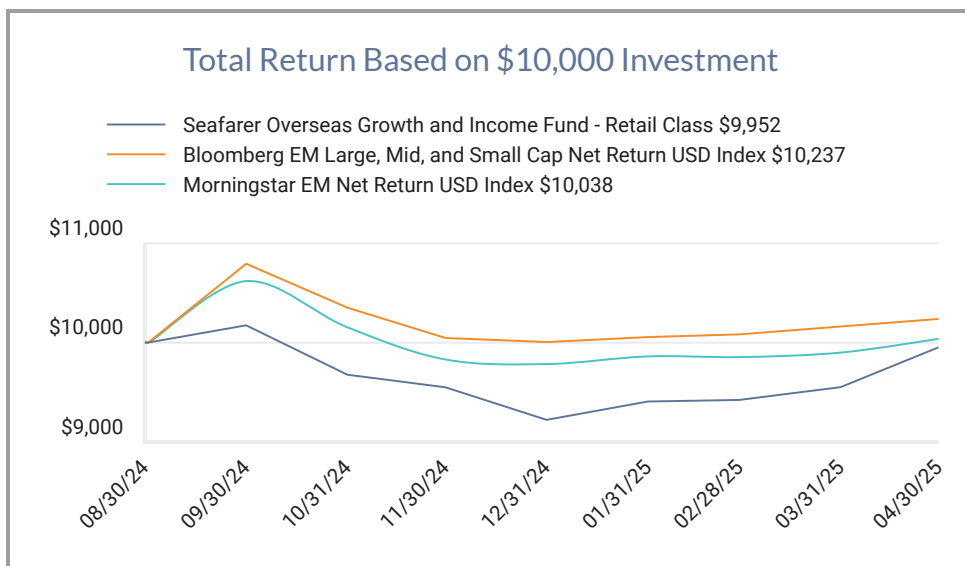
The Seafarer Overseas Growth and Income Fund's Retail Class returned -0.48% from its inception on August 30, 2024 to the end of the annual period on April 30, 2025. During this eight-month period, the Fund's benchmark indices, the Bloomberg EM Large, Mid, and Small Cap Net Return USD Index⁽¹⁾ and the Morningstar EM Net Return USD Index⁽²⁾, returned 2.37% and 0.38%, respectively.

In September 2024 China announced coordinated but vague stimulus programs, inducing a surge in Chinese equities. Those pronouncements failed to materialize; by December, Chinese stocks slumped again. Meanwhile, EM currencies drove returns, fluctuating in response to U.S. politics and rate policies. EM currencies initially lost ground to the dollar, but they recovered, finishing the period at record highs. Throughout, the Fund's performance was driven by a sharp increase in dividends from its holdings, underwritten by improving profitability.

⁽¹⁾ Additional index

⁽²⁾ Broad-based securities market index

How did the Fund perform since inception?



Total Returns

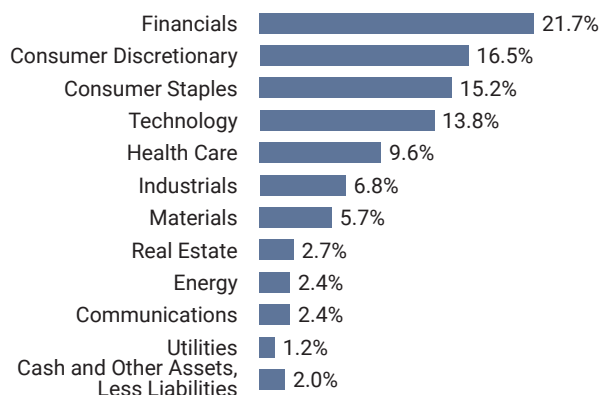
	Since Inception
Seafarer Overseas Growth and Income Fund - Retail Class (Incep. August 30, 2024)	-0.48%
Bloomberg EM Large, Mid, and Small Cap Net Return USD Index	2.37%
Morningstar EM Net Return USD Index	0.38%

The Fund's past performance is not a good predictor of the Fund's future performance. The table and graph presented above do not reflect the deduction of taxes a shareholder would pay on fund distributions or the redemption of fund shares. Call 855-732-9220 for current month-end performance.

Fund Statistics

Total Net Assets	\$2,943,954,929
# of Portfolio Holdings	53
Portfolio Turnover Rate	16%
Total Advisory Fees Paid	\$23,271,090

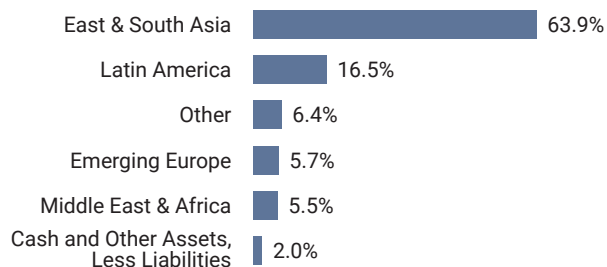
Sector Weightings (% of Net Assets)



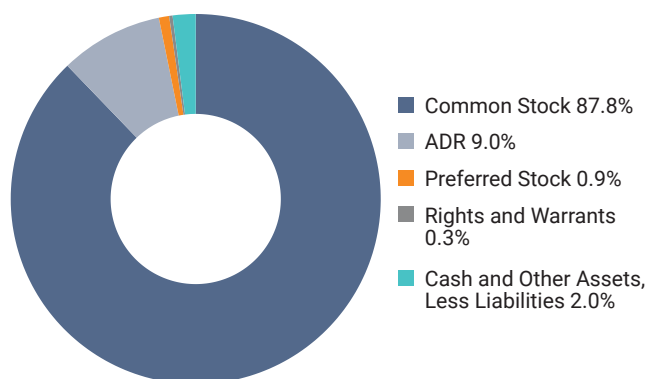
Top Ten Holdings (% of Net Assets)

Hyundai Mobis Co., Ltd.	6.1%
Samsung Biologics Co., Ltd.	3.6%
Samsung Electronics Co., Ltd.	3.3%
Richter Gedeon Nyrt	3.1%
Novatek Microelectronics Corp.	3.1%
Hongkong Land Holdings, Ltd.	2.7%
L&T Technology Services, Ltd.	2.7%
Hermes International SCA	2.6%
Bank Central Asia Tbk PT	2.5%
Jardine Matheson Holdings, Ltd.	2.5%
Total % of Top 10 Holdings	32.2%

Region Weightings (% of Net Assets)



Asset Class Weightings (% of Net Assets)



Source: Bloomberg Index Services Limited. BLOOMBERG® is a trademark and service mark of Bloomberg Finance L.P. and its affiliates (collectively "Bloomberg"). Bloomberg or Bloomberg's licensors own all proprietary rights in the Bloomberg Indices. Neither Bloomberg nor Bloomberg's licensors approves or endorses this material, or guarantees the accuracy or completeness of any information herein, or makes any warranty, express or implied, as to the results to be obtained therefrom and, to the maximum extent allowed by law, neither shall have any liability or responsibility for injury or damages arising in connection therewith.

The Seafarer Funds are not sponsored, endorsed, sold, or promoted by Morningstar, Inc. Morningstar, Inc. makes no representation or warranty, express or implied, to the shareholders of the Funds or any member of the public regarding the advisability of investing in the Funds or the ability of the Morningstar EM Net Return U.S. Dollar Index to track general equity market performance of emerging markets.

Material Fund Changes

Effective August 30, 2024, the Fund launched this Retail Class (SFGRX).

This is a summary of certain changes to the Fund since May 1, 2024. For more complete information, you may review the Fund's next prospectus, which we expect to be available on August 31, 2025 at www.seafarerfunds.com/literature or upon request at 855-732-9220 or seafarerfunds@alpsinc.com.

Availability of Additional Information

Additional information about the Fund, including its prospectus, financial information, holdings, and proxy voting information, can be found by visiting www.seafarerfunds.com/literature.

Householding

If you have consented to receive a single annual or semi-annual shareholder report at a shared address you may revoke this consent by calling Investor Services at 855-732-9220.



APRIL 30, 2025
ANNUAL SHAREHOLDER REPORT
RETAIL CLASS : SFGRX

Distributor: ALPS Distributors, Inc.



Seafarer Overseas Growth and Income Fund

Investor Services: 855-732-9220